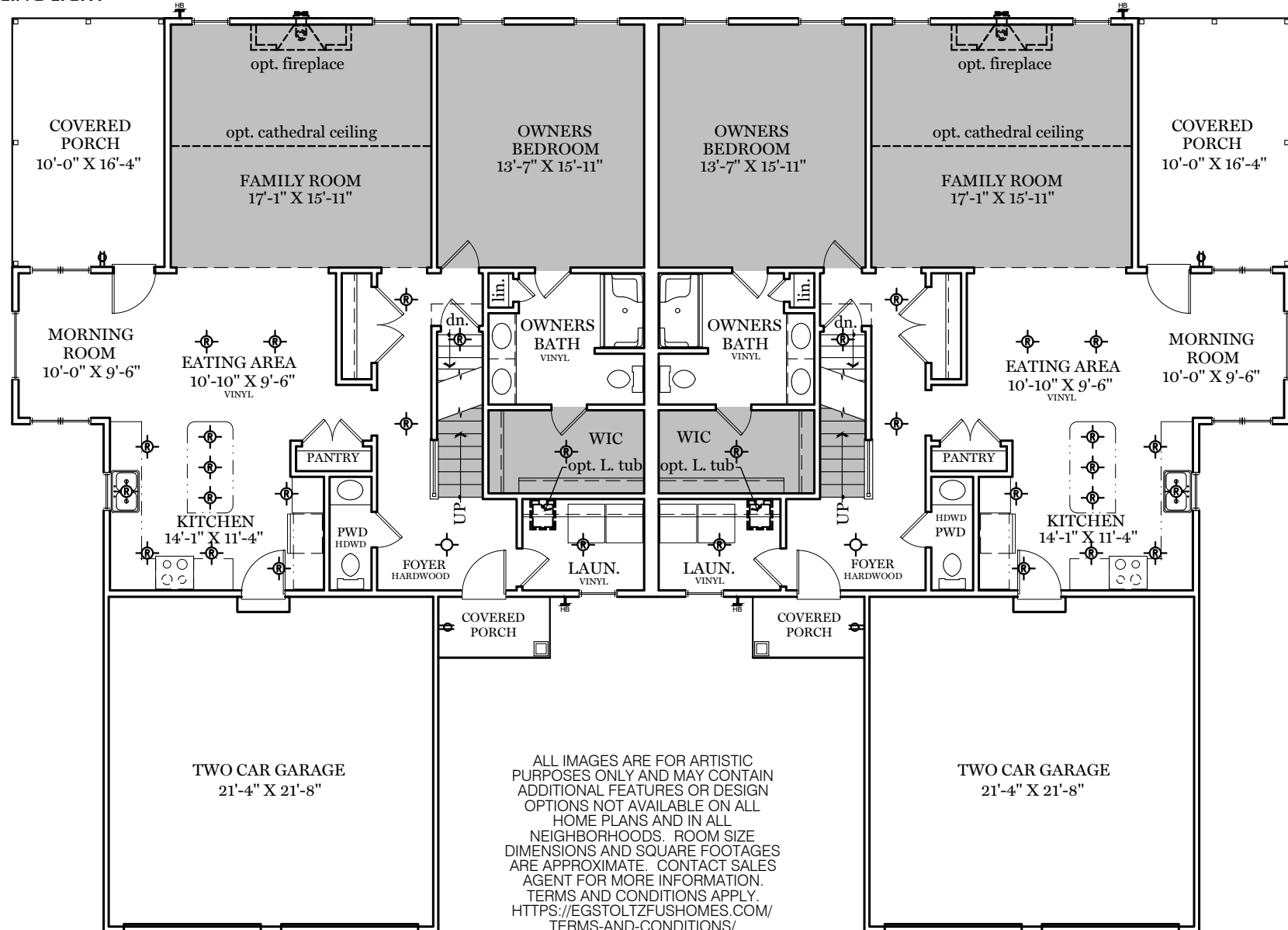


# Warwick Crossing

- = CARPETED AREA
- ⊙ = FLUSH MOUNT RECESSED-STYLE LIGHT
- ⊙ = CEILING LIGHT
- ⊕ = EXTERIOR RECEPTACLE
- ⊕<sub>HB</sub> = EXTERIOR HOSE BIBB

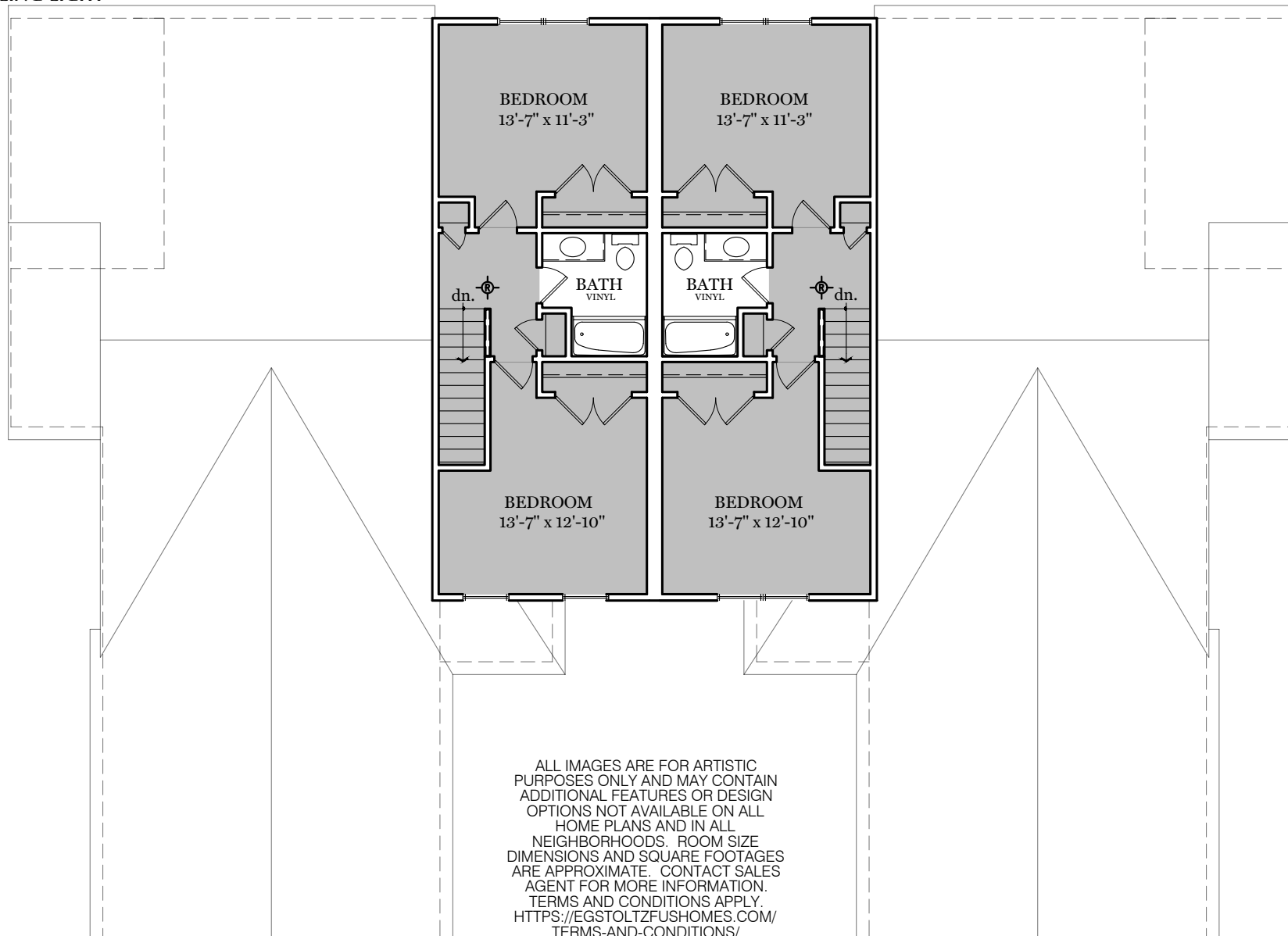


ALL IMAGES ARE FOR ARTISTIC PURPOSES ONLY AND MAY CONTAIN ADDITIONAL FEATURES OR DESIGN OPTIONS NOT AVAILABLE ON ALL HOME PLANS AND IN ALL NEIGHBORHOODS. ROOM SIZE DIMENSIONS AND SQUARE FOOTAGES ARE APPROXIMATE. CONTACT SALES AGENT FOR MORE INFORMATION. TERMS AND CONDITIONS APPLY. [HTTPS://EGStoltzfushomes.com/terms-and-conditions/](https://EGStoltzfushomes.com/terms-and-conditions/)

PDF LAST UPDATED 02/06/2023

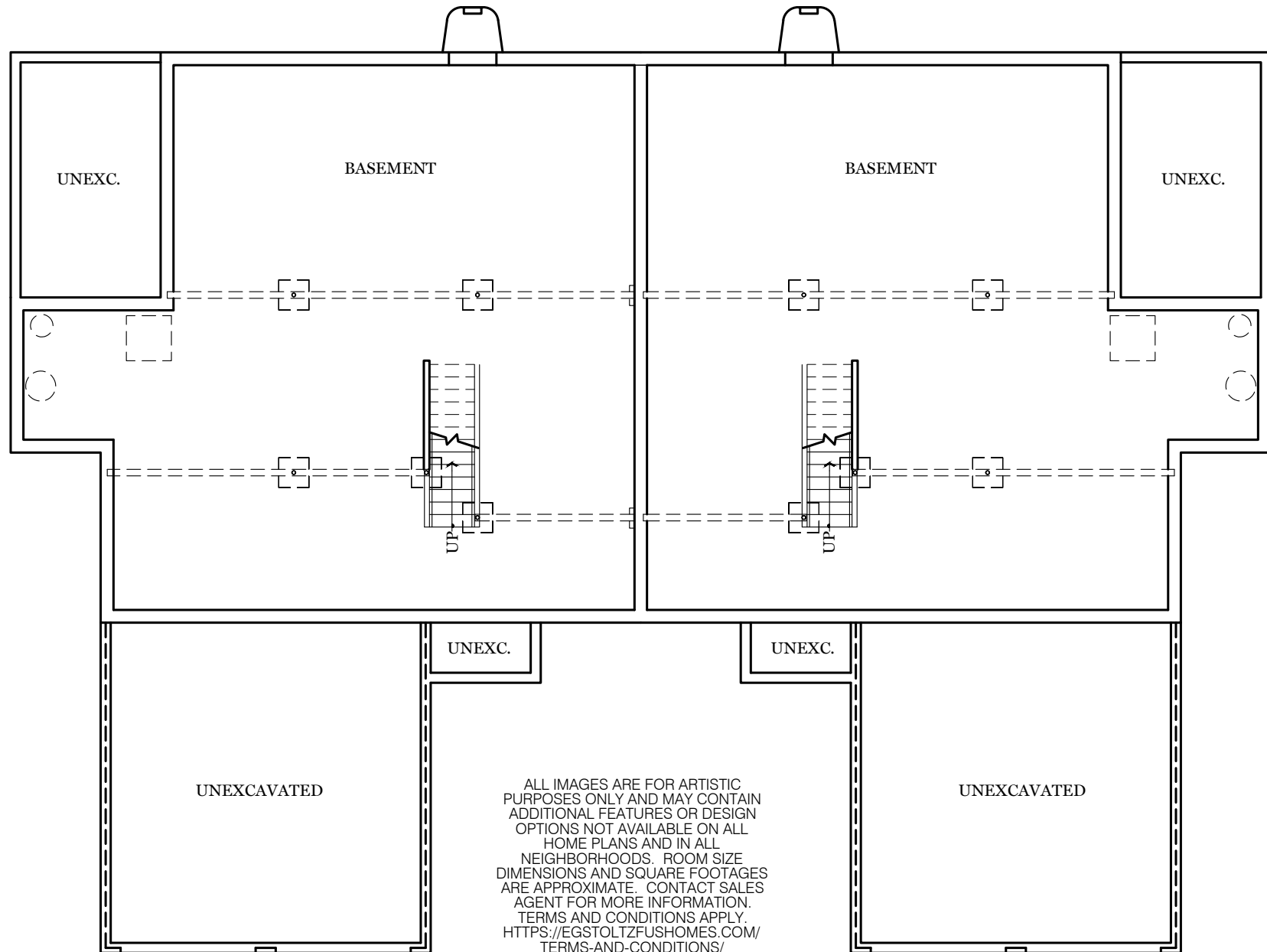
# Warwick Crossing

- = CARPETED AREA
- ⊙ = FLUSH MOUNT  
RECESSED-STYLE LIGHT
- ⊙ = CEILING LIGHT



PDF LAST UPDATED 02/06/2023

# Warwick Crossing



PDF LAST UPDATED 02/06/2023

# Warwick Crossing



ALL IMAGES ARE FOR ARTISTIC  
PURPOSES ONLY AND MAY CONTAIN  
ADDITIONAL FEATURES OR DESIGN  
OPTIONS NOT AVAILABLE ON ALL  
HOME PLANS AND IN ALL  
NEIGHBORHOODS. ROOM SIZE  
DIMENSIONS AND SQUARE FOOTAGES  
ARE APPROXIMATE. CONTACT SALES  
AGENT FOR MORE INFORMATION.  
TERMS AND CONDITIONS APPLY.  
[HTTPS://EGSTOLTZFUSHOMES.COM/  
TERMS-AND-CONDITIONS/](https://egstoltzfushomes.com/terms-and-conditions/)

PDF LAST UPDATED 02/06/2023

## Elevation

"TARRAGON"



**EGStoltzfus**

BUILDING ONE STORY AT A TIME